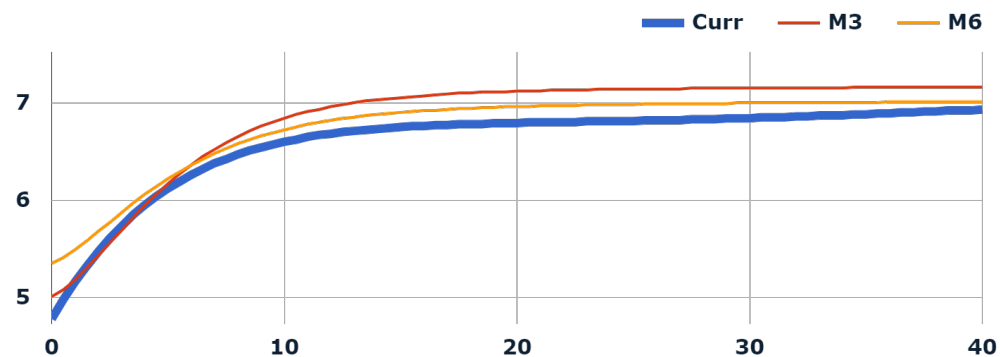


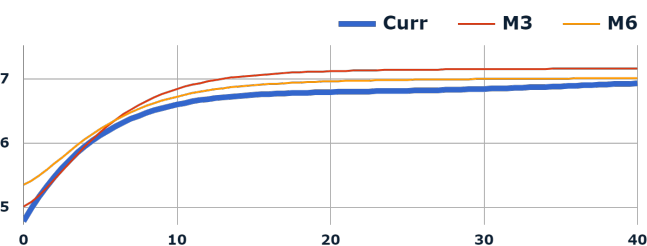
Weekly Fixed Income Report

CURRENT

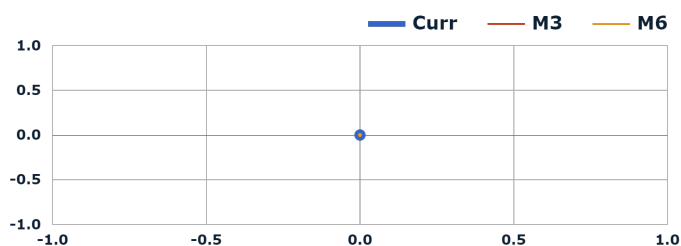
Source : CCIL



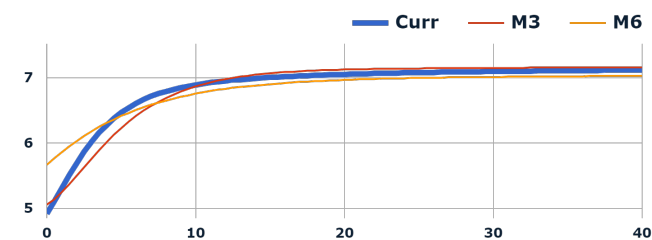
1 DAY AGO



2 DAY AGO

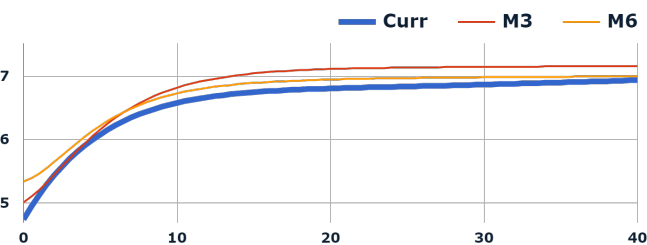


1 MONTH AGO

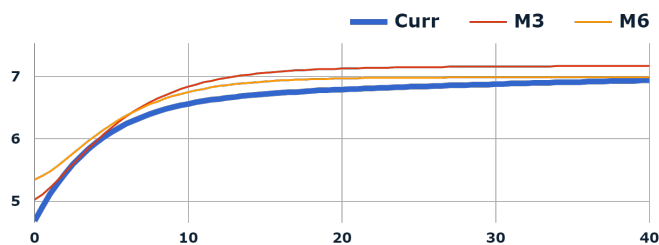


Market Holiday - No Data

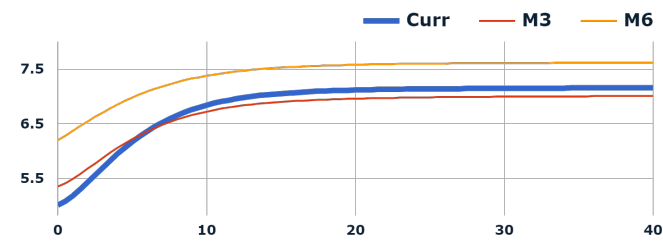
3 DAY AGO



4 DAY AGO

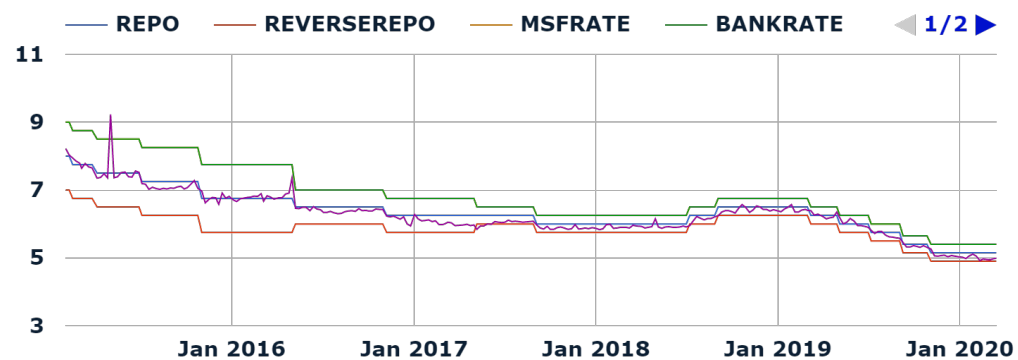


3 MONTHS AGO

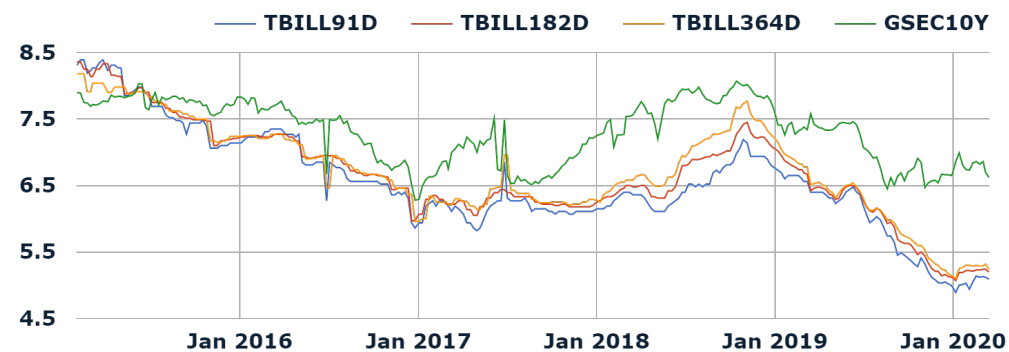


Weekly Fixed Income Report

CREDIT RATE MOVEMENT

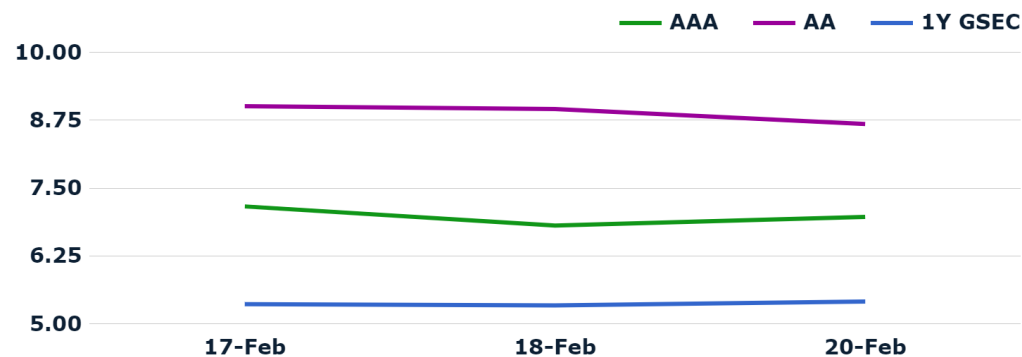


GOVERNMENT SECURITIES MOVEMENT

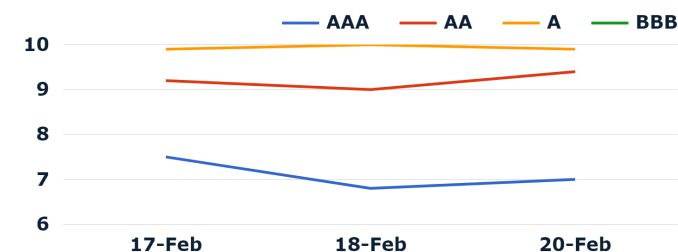


Weekly Fixed Income Report

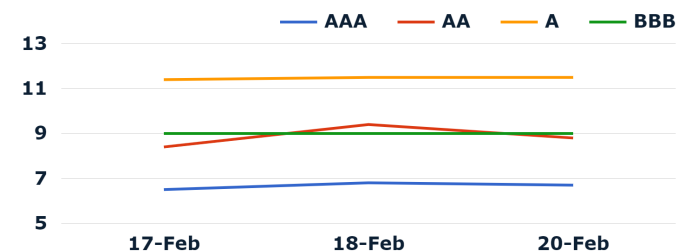
SPREAD MOVEMENT



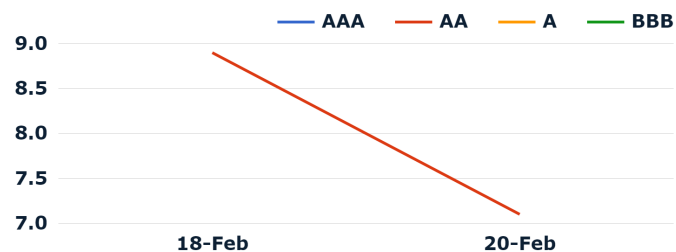
FINANCE SECTOR RATING WISE



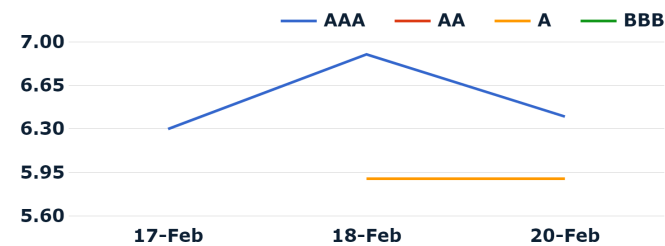
UTILITIES SECTOR RATING WISE



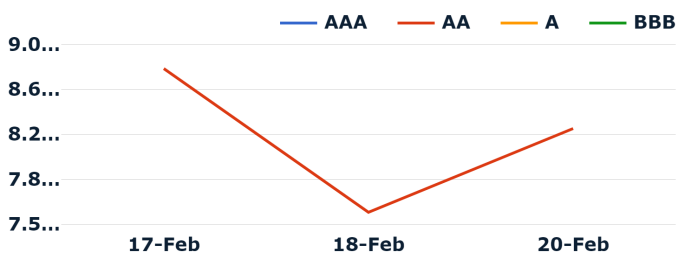
TELECOM SECTOR RATING WISE



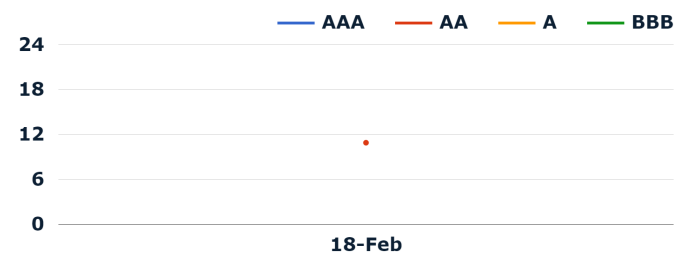
ENERGY SECTOR RATING WISE



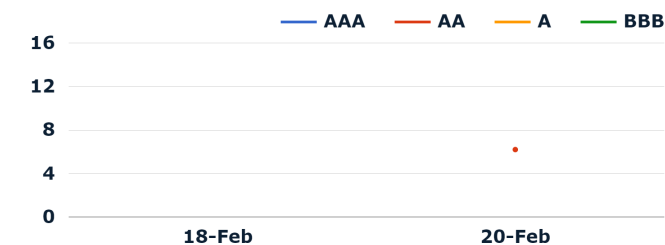
BASIC MATERIAL SECTOR RATING WISE



HEALTHCARE SECTOR RATING WISE



OTHER SECTOR RATING WISE



Weekly Fixed Income Report

G-SEC BY TRADE COUNT

GOI-6.79%-2029

3 (10%)

GOI-6.79%-2027

3 (10%)

GOI-6.68%-2031

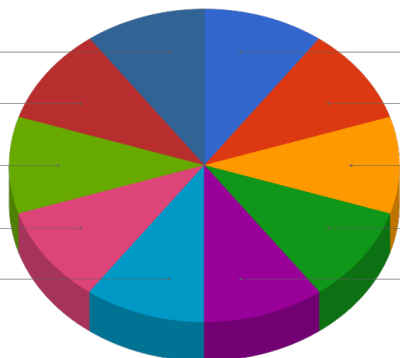
3 (10%)

GOI-6.62%-2051

3 (10%)

GOI-6.57%-2033

3 (10%)



GOI-6.01%-2028

3 (10%)

GOI-6.13%-2028

3 (10%)

GOI-6.17%-2021

3 (10%)

GOI-6.18%-2024

3 (10%)

GOI-6.45%-2029

3 (10%)

G-SEC BY TRADE VALUE

GOI-7.17%-2028

22,151.028 (5%)

GOI-7.27%-2026

24,924.475 (5.7%)

GOI-7.26%-2029

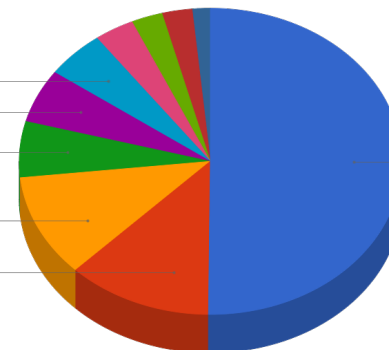
26,017.041 (5.9%)

GOI-7.57%-2033

47,835.855 (10.9%)

GOI-7.32%-2024

54,091.241 (12.3%)



GOI-6.45%-2029
220,970.918 (50.2%)

Issuer-Coupon-Maturity Year | Value (Coverage)

(* Figures In INR Million)

CORPORATE BONDS BY TRADE COUNT

UPPOWER-8.97%-2024

6 (10%)

UPPOWER-8.97%-2025

6 (10%)

UPPOWER-10.15%-2025

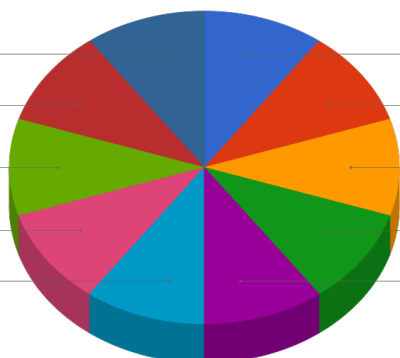
6 (10%)

HDFCL-6.99%-2023

6 (10%)

FOODCORP-7.60%-2030

6 (10%)



ESSKAYFIN-10.50%-2099

6 (10%)

CHOLAFIN-10.88%-2099

6 (10%)

KTKBANK-12.00%-2028

6 (10%)

FOODCORP-7.64%-2029

6 (10%)

INDIANRAILFIN-6.59%-2...

6 (10%)

CORP BONDS BY TRADE VALUE

HDFC-8.70%-2020

4,000 (6.1%)

BTL-8.90%-2022

4,500 (6.9%)

NABARD-8.24%-2029

4,900 (7.5%)

FOODCORP-7.64%-2029

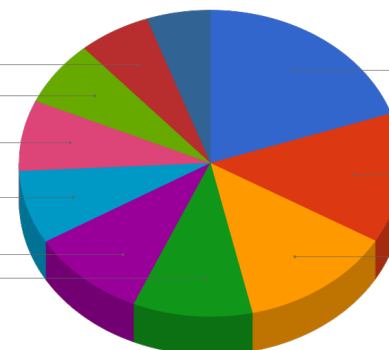
5,070 (7.7%)

LICHSGFIN-0.00%-2020

6,500 (9.9%)

BAJFINANCE-7.10%-2023

6,600 (10.1%)



HDFCL-7.35%-2025
12,950 (19.7%)

HDFCL-6.77%-2021
9,000 (13.7%)

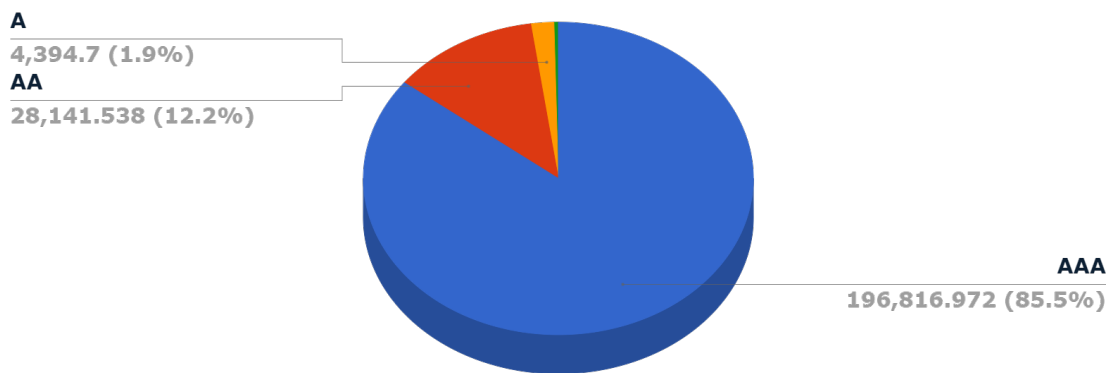
HDFCL-6.99%-2023
8,552 (13%)

Issuer-Coupon-Maturity Year | Value (Coverage)

(* Figures In INR Million)

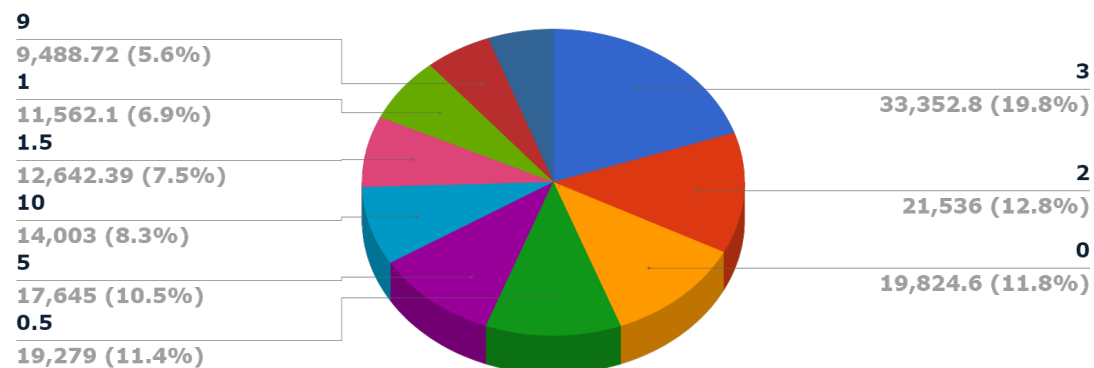
Weekly Fixed Income Report

LIQUID BONDS BY RATING



(* Figures In INR Million)

BY MATURITY BUCKET



(* Figures In INR Million)

Weekly Fixed Income Report

SECTOR PERFORMANCE

Name	Last Week			Week Before			Last 30 days		
	Value*	Yield	Trade	Value*	Yield	Trade	Value*	Yield	Trade
Basic Materials	3,245.00	7.87	7	5,000.00	7.29	9	23,714.50	8.12	43
Aluminum	1,200.00	7.30	4	-	9.48	-	1,202.00	7.74	5
HINDALCO	1,200.00	7.30	4	-	9.48	-	1,202.00	7.74	5
Cement & Cement Products	-	6.55	-	500.00	6.55	1	5,060.50	7.49	12
Iron & Steel and Intermediary Products	-	6.76	-	2,800.00	6.76	4	2,814.00	8.74	9
Zinc	2,045.00	8.63	3	1,700.00	8.00	4	14,638.00	8.34	17
VEDL	2,045.00	8.63	3	1,700.00	8.00	4	14,638.00	8.34	17
Consumer Discretionary Goods & Services	-	8.80	-	1,988.00	8.80	2	5,080.00	8.60	5
Cars & Utility Vehicles	-	8.80	-	1,988.00	8.80	2	5,030.00	8.74	4
Specialty Retail	-	8.06	-	-	8.06	-	50.00	8.06	1
Energy	3,315.00	6.38	17	9,650.00	6.56	20	47,850.00	6.71	115
Integrated Oil & Gas	3,050.00	6.42	13	7,700.00	6.60	15	40,730.00	6.80	85
RELIANCE	3,050.00	6.42	13	7,700.00	6.60	15	40,730.00	6.80	85
Oil Marketing & Distribution	-	6.22	-	-	6.22	-	4,050.00	6.40	11
Refineries/ Petroleum Products	265.00	6.23	4	1,950.00	6.43	5	3,070.00	6.48	19
BPCL	15.00	6.29	1	300.00	6.77	2	620.00	6.83	6
HINDPETRO	250.00	6.21	3	1,650.00	6.20	3	2,450.00	6.32	13
Fast Moving Consumer Goods	20.00	9.00	1	10.00	9.25	1	280.00	8.60	3
Other Agricultural Products	20.00	9.00	1	-	9.00	-	20.00	9.00	1
EFPL	20.00	9.00	1	-	9.00	-	20.00	9.00	1
Packaged Foods	-	9.25	-	10.00	9.25	1	260.00	8.40	2
Finance	143,819.46	7.65	448	316,921.00	7.64	803	1,262,040.60	7.76	3,250
Banks	18,425.30	8.12	104	68,233.80	7.85	215	259,286.54	8.43	846
ALBK	1,500.00	7.85	1	-	-	-	-	-	-

Weekly Fixed Income Report

Name	Last Week			Week Before			Last 30 days		
	Value*	Yield	Trade	Value*	Yield	Trade	Value*	Yield	Trade
EXIMBK	1,100.00	7.07	3	-	-	-	-	-	-
NABARD	11,071.00	6.65	20	-	6.56	-	-	-	-
<i>Financial Institutions</i>	3.00	11.97	2	1.00	11.30	1	23.40	11.13	12
IFCI	3.00	11.97	2	1.00	11.30	1	23.40	11.13	12
<i>General Insurance</i>	-	8.88	-	151.00	8.88	3	358.00	8.68	8
<i>Housing Finance Companies</i>	34,080.00	7.22	60	74,044.29	8.25	122	288,683.31	7.67	468
DHFL	600.00	46.09	2	15,690.77	46.09	12	-	-	-
HDFC	8,910.00	6.21	10	7,800.00	5.95	22	-	-	-
IBULHSGFIN	1,250.00	26.39	1	-	-	-	-	-	-
<i>Other Finance companies (including NBFCs)</i>	91,311.16	7.52	282	168,710.92	7.36	450	704,337.35	7.44	1,897
ADITYABIRLAFIN	2,317.00	6.54	5	-	7.43	-	4,578.00	7.43	19
HDFCL	44,210.00	6.74	39	89,481.00	6.56	58	-	-	-
L&TFINANCE	1,000.00	6.71	1	-	-	-	-	-	-
<i>Other Financial Services</i>	-	8.18	-	5,780.00	8.18	12	9,352.00	8.42	19
<i>Healthcare</i>	600.00	10.92	2	-	10.75	-	2,935.00	10.32	8
<i>Pharmaceuticals</i>	600.00	10.92	2	-	10.75	-	2,935.00	10.32	8
PEL	600.00	10.92	2	-	10.75	-	2,935.00	10.32	8
<i>Industrials</i>	50.00	6.20	1	250.00	5.52	1	2,735.00	7.73	12
<i>Construction & Engineering</i>	-	5.52	-	250.00	5.52	1	350.00	5.60	2
<i>Construction, Agricultural & Commercial Vehicles</i>	50.00	6.20	1	-	7.60	-	1,875.00	6.93	6
TATAMOTORS	50.00	6.20	1	-	7.60	-	1,875.00	6.93	6
<i>Heavy Electrical Equipment</i>	-	9.98	-	-	9.98	-	510.00	9.98	4
<i>Telecom</i>	4,520.00	8.30	3	-	8.36	-	7,020.00	8.36	4
<i>Telecommunication Services</i>	20.00	7.12	1	-	7.12	-	20.00	7.12	1
BHARTIARTL	20.00	7.12	1	-	7.12	-	20.00	7.12	1
<i>Telecommunications Equipment</i>	4,500.00	8.89	2	-	8.78	-	7,000.00	8.78	3

Weekly Fixed Income Report

Name	Last Week			Week Before			Last 30 days		
	Value*	Yield	Trade	Value*	Yield	Trade	Value*	Yield	Trade
BTL	4,500.00	8.89	2	-	8.78	-	7,000.00	8.78	3
Utilities	12,192.11	8.57	87	19,761.33	8.35	136	64,808.44	8.98	484
<i>Electric Utilities</i>	12,192.11	8.57	87	19,761.33	8.35	136	64,808.44	8.98	484
POWERGRID	4,578.00	6.20	16	4,870.00	6.73	23	-	-	-
STERLITEPOWER	2,500.00	6.60	3	-	6.60	-	2,500.00	6.60	3
TPREL	500.00	7.75	2	-	-	-	-	-	-

(* Figures In INR Million)

Weekly Fixed Income Report

CREDIT HAZARD

Name	T	T1	T5	M1	M3	M6	M12
IDEA	DANGEROUS	DANGEROUS	DANGEROUS	EXTREME	VERY HIGH	HIGH	LOW
RPOWER	EXTREME	EXTREME	EXTREME	EXTREME	EXTREME	VERY HIGH	HIGH
YESBANK	EXTREME	EXTREME	EXTREME	EXTREME	VERY HIGH	VERY HIGH	HIGH
BALLARPUR	EXTREME	EXTREME	EXTREME	VERY HIGH	HIGH	HIGH	LOW
DHFL	VERY HIGH	VERY HIGH	VERY HIGH	EXTREME	EXTREME	EXTREME	VERY HIGH
RELINFRA	VERY HIGH	VERY HIGH	VERY HIGH	EXTREME	VERY HIGH	VERY HIGH	HIGH
RCOM	VERY HIGH	VERY HIGH	VERY HIGH	VERY HIGH	VERY HIGH	VERY HIGH	EXTREME
SIMPLEXCAS	VERY HIGH	VERY HIGH	VERY HIGH	VERY HIGH	VERY HIGH	VERY HIGH	HIGH
DISHTV	VERY HIGH	VERY HIGH	VERY HIGH	VERY HIGH	VERY HIGH	HIGH	HIGH
IBULHSGFIN	VERY HIGH	VERY HIGH	VERY HIGH	VERY HIGH	VERY HIGH	HIGH	HIGH
PARNAXLAB	VERY HIGH	VERY HIGH	VERY HIGH	VERY HIGH	VERY HIGH	HIGH	HIGH
RELCAPITAL	VERY HIGH	VERY HIGH	VERY HIGH	VERY HIGH	VERY HIGH	HIGH	HIGH
MANPASAND	VERY HIGH	VERY HIGH	VERY HIGH	HIGH	HIGH	HIGH	HIGH
PCJEWELLER	HIGH	HIGH	HIGH	HIGH	VERY HIGH	VERY HIGH	DANGEROUS
EASTRED	HIGH	HIGH	HIGH	HIGH	VERY HIGH	VERY HIGH	VERY HIGH
TIRUMALCHM	HIGH	HIGH	HIGH	HIGH	HIGH	VERY HIGH	EXTREME
JYOTI	HIGH	HIGH	HIGH	HIGH	HIGH	VERY HIGH	HIGH
PALREDTEC	HIGH	HIGH	HIGH	HIGH	HIGH	VERY HIGH	HIGH
VAKRANGEE	HIGH	HIGH	HIGH	HIGH	HIGH	HIGH	VERY HIGH
ABCINDQ	HIGH	HIGH	HIGH	HIGH	HIGH	HIGH	HIGH
ADANIPOWER	HIGH	HIGH	HIGH	HIGH	HIGH	HIGH	HIGH
ALOKTEXT	HIGH	HIGH	HIGH	HIGH	HIGH	HIGH	HIGH
ANSALBU	HIGH	HIGH	HIGH	HIGH	HIGH	HIGH	HIGH
APPLEFIN	HIGH	HIGH	HIGH	HIGH	HIGH	HIGH	HIGH
BIHSPONG	HIGH	HIGH	HIGH	HIGH	HIGH	HIGH	HIGH

Weekly Fixed Income Report

Name	T	T1	T5	M1	M3	M6	M12
BRADYM	HIGH	HIGH	HIGH	HIGH	HIGH	HIGH	HIGH
BUTTERFLY	HIGH	HIGH	HIGH	HIGH	HIGH	HIGH	HIGH
CENTEXT	HIGH	HIGH	HIGH	HIGH	HIGH	HIGH	HIGH
CHOWGULSTM	HIGH	HIGH	HIGH	HIGH	HIGH	HIGH	HIGH
CIMMCO	HIGH	HIGH	HIGH	HIGH	HIGH	HIGH	HIGH
DBREALTY	HIGH	HIGH	HIGH	HIGH	HIGH	HIGH	HIGH
DHAMPURSUG	HIGH	HIGH	HIGH	HIGH	HIGH	HIGH	HIGH
DIVYAJYQ	HIGH	HIGH	HIGH	HIGH	HIGH	HIGH	HIGH
EDELWEISS	HIGH	HIGH	HIGH	HIGH	HIGH	HIGH	HIGH
EMCO	HIGH	HIGH	HIGH	HIGH	HIGH	HIGH	HIGH
EMKAY	HIGH	HIGH	HIGH	HIGH	HIGH	HIGH	HIGH
EROSMEDIA	HIGH	HIGH	HIGH	HIGH	HIGH	HIGH	HIGH
GATI	HIGH	HIGH	HIGH	HIGH	HIGH	HIGH	HIGH
GLOBOFFS	HIGH	HIGH	HIGH	HIGH	HIGH	HIGH	HIGH
GREYCELLS	HIGH	HIGH	HIGH	HIGH	HIGH	HIGH	HIGH
GUJINTRX	HIGH	HIGH	HIGH	HIGH	HIGH	HIGH	HIGH
GVKPIL	HIGH	HIGH	HIGH	HIGH	HIGH	HIGH	HIGH
HATHWAY	HIGH	HIGH	HIGH	HIGH	HIGH	HIGH	HIGH
HCC	HIGH	HIGH	HIGH	HIGH	HIGH	HIGH	HIGH
HDIL	HIGH	HIGH	HIGH	HIGH	HIGH	HIGH	HIGH
IBREALEST	HIGH	HIGH	HIGH	HIGH	HIGH	HIGH	HIGH
IZMO	HIGH	HIGH	HIGH	HIGH	HIGH	HIGH	HIGH
JPASSOCIAT	HIGH	HIGH	HIGH	HIGH	HIGH	HIGH	HIGH
JPOWER	HIGH	HIGH	HIGH	HIGH	HIGH	HIGH	HIGH
JBFIND	HIGH	HIGH	HIGH	HIGH	HIGH	HIGH	HIGH
MBLINFRA	HIGH	HIGH	HIGH	HIGH	HIGH	HIGH	HIGH

Weekly Fixed Income Report

Name	T	T1	T5	M1	M3	M6	M12
MERCATOR	HIGH	HIGH	HIGH	HIGH	HIGH	HIGH	HIGH
PENINLAND	HIGH	HIGH	HIGH	HIGH	HIGH	HIGH	HIGH
RAIN	HIGH	HIGH	HIGH	HIGH	HIGH	HIGH	HIGH
RTNPOWER	HIGH	HIGH	HIGH	HIGH	HIGH	HIGH	HIGH
RAUNAQEPC	HIGH	HIGH	HIGH	HIGH	HIGH	HIGH	HIGH
RAVALSUGAR	HIGH	HIGH	HIGH	HIGH	HIGH	HIGH	HIGH
SIPL	HIGH	HIGH	HIGH	HIGH	HIGH	HIGH	HIGH
SHIVAAGRO	HIGH	HIGH	HIGH	HIGH	HIGH	HIGH	HIGH
SHREYANIND	HIGH	HIGH	HIGH	HIGH	HIGH	HIGH	HIGH
SITICABLE	HIGH	HIGH	HIGH	HIGH	HIGH	HIGH	HIGH
SREINFRA	HIGH	HIGH	HIGH	HIGH	HIGH	HIGH	HIGH
SUPERSPIN	HIGH	HIGH	HIGH	HIGH	HIGH	HIGH	HIGH
SUPERTEX	HIGH	HIGH	HIGH	HIGH	HIGH	HIGH	HIGH
SUPREMEINF	HIGH	HIGH	HIGH	HIGH	HIGH	HIGH	HIGH
SYNCOM	HIGH	HIGH	HIGH	HIGH	HIGH	HIGH	HIGH
TALWALKARS	HIGH	HIGH	HIGH	HIGH	HIGH	HIGH	HIGH
TCPLPACK	HIGH	HIGH	HIGH	HIGH	HIGH	HIGH	HIGH
ZENITHEXPO	HIGH	HIGH	HIGH	HIGH	HIGH	HIGH	HIGH
ZICOM	HIGH	HIGH	HIGH	HIGH	HIGH	HIGH	HIGH
APCOTEXIND	HIGH	HIGH	HIGH	HIGH	HIGH	HIGH	LOW
BFUTILITIE	HIGH	HIGH	HIGH	HIGH	HIGH	HIGH	LOW
BINANIIND	HIGH	HIGH	HIGH	HIGH	HIGH	HIGH	LOW
COX&KINGS	HIGH	HIGH	HIGH	HIGH	HIGH	HIGH	LOW
GAIL	HIGH	HIGH	HIGH	HIGH	HIGH	HIGH	LOW
IIFL	HIGH	HIGH	HIGH	HIGH	HIGH	HIGH	LOW
IRB	HIGH	HIGH	HIGH	HIGH	HIGH	HIGH	LOW

Weekly Fixed Income Report

Name	T	T1	T5	M1	M3	M6	M12
J&KBANK	HIGH	HIGH	HIGH	HIGH	HIGH	HIGH	LOW
JAYAGROGN	HIGH	HIGH	HIGH	HIGH	HIGH	HIGH	LOW
JINDALSTEL	HIGH	HIGH	HIGH	HIGH	HIGH	HIGH	LOW
LAKSHVILAS	HIGH	HIGH	HIGH	HIGH	HIGH	HIGH	LOW
PODDARHOUS	HIGH	HIGH	HIGH	HIGH	HIGH	HIGH	LOW
POKARNA	HIGH	HIGH	HIGH	HIGH	HIGH	HIGH	LOW
PONDYOXIDE	HIGH	HIGH	HIGH	HIGH	HIGH	HIGH	LOW
PRICOLLTD	HIGH	HIGH	HIGH	HIGH	HIGH	HIGH	LOW
PFOCUS	HIGH	HIGH	HIGH	HIGH	HIGH	HIGH	LOW
RHFL	HIGH	HIGH	HIGH	HIGH	HIGH	HIGH	LOW
RELIGARE	HIGH	HIGH	HIGH	HIGH	HIGH	HIGH	LOW
SHIRPUR-G	HIGH	HIGH	HIGH	HIGH	HIGH	HIGH	LOW
SHREYAS	HIGH	HIGH	HIGH	HIGH	HIGH	HIGH	LOW
SIMPLEXINF	HIGH	HIGH	HIGH	HIGH	HIGH	HIGH	LOW
TALBROSENG	HIGH	HIGH	HIGH	HIGH	HIGH	HIGH	LOW
ZEEL	HIGH	HIGH	HIGH	HIGH	HIGH	HIGH	LOW
AUTOIND	HIGH	HIGH	HIGH	HIGH	HIGH	LOW	HIGH
ESTER	HIGH	HIGH	HIGH	HIGH	HIGH	LOW	HIGH
IFBAGRO	HIGH	HIGH	HIGH	HIGH	HIGH	LOW	HIGH
PRAKASH	HIGH	HIGH	HIGH	HIGH	HIGH	LOW	HIGH
ABAN	HIGH	HIGH	HIGH	HIGH	HIGH	LOW	LOW
AKSHARCHEM	HIGH	HIGH	HIGH	HIGH	HIGH	LOW	LOW
ARIES	HIGH	HIGH	HIGH	HIGH	HIGH	LOW	LOW
CAPRIHANS	HIGH	HIGH	HIGH	HIGH	HIGH	LOW	LOW
CENTURYTEX	HIGH	HIGH	HIGH	HIGH	HIGH	LOW	LOW
COFFEEDAY	HIGH	HIGH	HIGH	HIGH	HIGH	LOW	LOW

Weekly Fixed Income Report

Name	T	T1	T5	M1	M3	M6	M12
EVEREADY	HIGH	HIGH	HIGH	HIGH	HIGH	LOW	LOW
GANESHBE	HIGH	HIGH	HIGH	HIGH	HIGH	LOW	LOW
GET&D	HIGH	HIGH	HIGH	HIGH	HIGH	LOW	LOW
NDL	HIGH	HIGH	HIGH	HIGH	HIGH	LOW	LOW
NCC	HIGH	HIGH	HIGH	HIGH	HIGH	LOW	LOW
PRECAM	HIGH	HIGH	HIGH	HIGH	HIGH	LOW	LOW
RBLBANK	HIGH	HIGH	HIGH	HIGH	HIGH	LOW	LOW
RUCHIRA	HIGH	HIGH	HIGH	HIGH	HIGH	LOW	LOW
SINTEX	HIGH	HIGH	HIGH	HIGH	HIGH	LOW	LOW
SPARC	HIGH	HIGH	HIGH	HIGH	HIGH	LOW	LOW
SUPERHOUSE	HIGH	HIGH	HIGH	HIGH	HIGH	LOW	LOW
TATAMOTORS	HIGH	HIGH	HIGH	HIGH	HIGH	LOW	LOW
BAJAJHIND	HIGH	HIGH	HIGH	HIGH	LOW	HIGH	HIGH
CORALAB	HIGH	HIGH	HIGH	HIGH	LOW	HIGH	HIGH
VISHNU	HIGH	HIGH	HIGH	HIGH	LOW	LOW	HIGH
CORPBANK	HIGH	HIGH	HIGH	HIGH	LOW	LOW	LOW
HCLTECH	HIGH	HIGH	HIGH	HIGH	LOW	LOW	LOW
HITECHGEAR	HIGH	HIGH	HIGH	HIGH	LOW	LOW	LOW
IDBI	HIGH	HIGH	HIGH	HIGH	LOW	LOW	LOW
INOXWIND	HIGH	HIGH	HIGH	HIGH	LOW	LOW	LOW
MANINFRA	HIGH	HIGH	HIGH	HIGH	LOW	LOW	LOW
RANEENGINE	HIGH	HIGH	HIGH	HIGH	LOW	LOW	LOW
SADBHIN	HIGH	HIGH	HIGH	HIGH	LOW	LOW	LOW
STERTOOLS	HIGH	HIGH	HIGH	HIGH	LOW	LOW	LOW
THOMASCOOK	HIGH	HIGH	HIGH	HIGH	LOW	LOW	LOW
UCOBANK	HIGH	HIGH	HIGH	HIGH	LOW	LOW	LOW

Weekly Fixed Income Report

Name	T	T1	T5	M1	M3	M6	M12
DWARKESH	HIGH	HIGH	HIGH	LOW	LOW	HIGH	HIGH
MCDHOLDING	HIGH	HIGH	HIGH	LOW	LOW	HIGH	HIGH
CINELINE	HIGH	HIGH	HIGH	LOW	LOW	LOW	LOW
MAGMA	HIGH	HIGH	HIGH	LOW	LOW	LOW	LOW
PNBHOUSING	HIGH	HIGH	HIGH	LOW	LOW	LOW	LOW
RBL	HIGH	HIGH	HIGH	LOW	LOW	LOW	LOW
SHARDACROP	HIGH	HIGH	HIGH	LOW	LOW	LOW	LOW
KLGCAP	HIGH	HIGH	LOW	LOW	LOW	HIGH	HIGH
GUJFLUORO	HIGH	HIGH	LOW	LOW	LOW	LOW	LOW
HINDCOPPER	HIGH	HIGH	LOW	LOW	LOW	LOW	LOW

Legends : ■ Dangerous ■ Extreme ■ Very High ■ High ■ Low

Weekly Fixed Income Report

NEW ISSUANCE - 16 BONDS

Issuer	Bond
ADITYA BIRLA HOUSING FINANCE LIMITED	SR K1 FY 2019-20 RR NCD 17FB23 FVRS10LAC
AMBIT FINVEST PRIVATE LIMITED	BR NCD 01JU22 FVRS1LAC
BHARTI TELECOM LIMITED	SR IV 8.25 LOA 17MR21 FVRS10LAC
BHARTI TELECOM LIMITED	SR V 8.90 LOA 17FB22 FVRS10LAC
GRASIM INDUSTRIES LIMITED	SR 1920/III 6.65 NCD 17FB23 FVRS10LAC
GRASIM INDUSTRIES LIMITED	SR 1920/III 6.65 NCD 17FB23 FVRS10LAC
HDB FINANCIAL SERVICES LIMITED	SR 2020 A/1(FX)/150 7.09 NCD 17AP23 FVRS10LAC
ICICI BANK LIMITED	SERIES DFE20T2 7.10 BD 17FB30 FVRS10LAC
ICICI BANK LIMITED	SERIES DFE20T2 7.10 BD 17FB30 FVRS10LAC
IIFL WEALTH FINANCE LIMITED	SR IHRS-03 BR NCD 25OT21 FVRS1LAC
L & T INFRASTRUCTURE FINANCE COMPANY LIMITED	SR C OPT 1 8.50 NCD 17JN23 FVRS10LAC
L & T INFRASTRUCTURE FINANCE COMPANY LIMITED	SR C OPT 2 8.50 NCD 17FB23 FVRS10LAC
L & T INFRASTRUCTURE FINANCE COMPANY LIMITED	SR C OPT 3 8.50 NCD 17MR23 FVRS10LAC
L & T INFRASTRUCTURE FINANCE COMPANY LIMITED	SR C OPT 4 8.10 NCD 17FB22 FVRS10LAC
TATA CLEANTECH CAPITAL LIMITED	SR D FY 2019-20 8 NCD 17FB23 FVRS10LAC
TATA MOTORS FINANCE SOLUTIONS LIMITED	SR A FY 19-20 9.45 NCD 17FB23 FVRS10LAC

Legends : ■ Dangerous ■ Extreme ■ Very High ■ High ■ Low

MATURING THIS WEEK - 50 BONDS

Issuer	Bond
AU SMALL FINANCE BANK LIMITED	AUBANK-11.20-2020
BAJAJ FINANCE LIMITED	BAJFINANCE-0.00-2020
BAJAJ FINANCE LIMITED	BAJFINANCE-0.00-2020
BELSTAR INVESTMENT AND FINANCE PRIVATE LIMITED	BIAFPL-8.75-2020
BELSTAR INVESTMENT AND FINANCE PRIVATE LIMITED	BIAFPL-13.50-2020
BHARTI TELECOM LIMITED	BTL-0.00-2020
CAPRI GLOBAL CAPITAL LIMITED	CGCL-9.50-2020
CAPRI GLOBAL CAPITAL LIMITED	CGCL-9.50-2020
CHOLAMANDALAM INVESTMENT AND FINANCE COMPANY LTD	CHOLAFIN-8.02-2020
CHOLAMANDALAM INVESTMENT AND FINANCE COMPANY LTD	CHOLAFIN-8.02-2020
DEWAN HOUSING FINANCE CORPORATION LTD.	DHFL-9.80-2020
DEWAN HOUSING FINANCE CORPORATION LTD.	DHFL-9.80-2020
ECL FINANCE LIMITED	ECLFIN-9.00-2020
ECL FINANCE LIMITED	ECLFIN-9.00-2020
ECL FINANCE LIMITED	ECLFIN-0.00-2020
ECL FINANCE LIMITED	ECLFIN-0.00-2020
FINCARE SMALL FINANCE BANK LIMITED	FSFBL-11.75-2020
FINCARE SMALL FINANCE BANK LIMITED	FSFBL-9.83-2020
FINCARE SMALL FINANCE BANK LIMITED	FSFBL-12.85-2020
FINCARE SMALL FINANCE BANK LIMITED	FSFBL-10.30-2020
FINCARE SMALL FINANCE BANK LIMITED	FSFBL-13.50-2020
FUSION MICROFINANCE PRIVATE	FUSIONMFIN-9.35-2020

Weekly Fixed Income Report

Issuer	Bond
FUSION MICROFINANCE PRIVATE	FUSIONMFIN-15.50-2020
HDB FINANCIAL SERVICES	HDBFIN-7.67-2020
HINDUJA LEYLAND FINANCE	HINDUJALEYLAND-10.65-2020
HOUSING DEVELOPMENT FINANCE CORP.LTD.	HDFC-0.00-2020
HOUSING DEVELOPMENT FINANCE CORP.LTD.	HDFC-0.00-2020
IDFC BANK LIMITED	IDFCBANK-8.63-2020
IDFC BANK LIMITED	IDFCBANK-8.63-2020
INDIABULLS HOUSING FINANCE LTD	IBULHSGFIN-8.75-2020
INDIABULLS HOUSING FINANCE LTD	IBULHSGFIN-8.75-2020
IOT UTKAL ENERGY SERVICES	IOTUTKAL-9.84-2020
KEYSTONE REALTORS PRIVATE LIMITED	KRPL-13.50-2020
KOTAK MAHINDRA PRIME	KOTAKMAHPRIME-0.00-2020
L&T HOUSING FINANCE LTD	L&THOUSING-8.05-2020
LIC HOUSING FINANCE LTD.	LICHSGFIN-8.02-2020
LIC HOUSING FINANCE LTD.	LICHSGFIN-8.02-2020
LIC HOUSING FINANCE LTD.	LICHSGFIN-7.77-2020
LIC HOUSING FINANCE LTD.	LICHSGFIN-7.77-2020
MUTHOOT FINCORP LIMITED	MUTHOOTFINCORP-9.98-2020
NATIONAL BANK OF AGRICULTURE & RURAL DEVELOPMENT	NABARD-6.70-2020
NATIONAL BANK OF AGRICULTURE & RURAL DEVELOPMENT	NABARD-8.22-2020
NEEPA REAL ESTATES PRIVATE	NEEPARE-0.00-2020
POWER FINANCE CORPORATION LTD.	PFC-8.82-2020
POWER FINANCE CORPORATION LTD.	PFC-8.82-2020
SATIN CREDITCARE NETWORK LIMITED	SATIN-13.00-2020
TAMILNADU ELECTRICITY BOARD	TEB-8.32-2020

Weekly Fixed Income Report

Issuer	Bond
TUBE INVESTMENTS OF INDIA LTD.	TUBEINVEST-7.55-2020
TUBE INVESTMENTS OF INDIA LTD.	TUBEINVEST-7.55-2020

Legends :  Dangerous  Extreme  Very High  High  Low

Weekly Fixed Income Report

TOP 50 LIQUID BONDS ANALYTICS

Sector	Issuer	Bond	Rating	Date	Count	Value*	Price	Yield	MacDur	ModDur	Convex	25BP UP	25BP DN	50BP UP	50BP DN	Spread
OTHER	FOODCORP	7.64%-12/2029	AAA	12-Dec-29	7	5,070.00	103.23	7.16	7.18	6.69	60.25	101.52	104.98	99.77	106.76	1.75
OTHER	NHAIL	7.35%-1/2031	AAA	11-Jan-31	7	374.00	114.06	5.59	7.84	7.32	72.01	112.00	116.18	109.89	118.34	0.18
FINANCE	BANKBARODA	8.70%-11/2024	AA	28-Nov-24	6	206.00	102.75	7.96	4.04	3.74	18.92	101.80	103.72	100.83	104.70	2.56
FINANCE	CHOLAFIN	10.88%-12/2099	AA	31-Dec-99	6	168.00	101.34	10.64	8.59	7.61	117.57	99.45	103.31	97.49	105.35	5.23
FINANCE	HDFCL	6.99%-2/2023	AAA	13-Feb-23	6	8,552.00	100.11	6.94	2.79	2.61	9.48	99.46	100.76	98.80	101.43	1.53
FINANCE	INDIANRAILFIN	6.59%-4/2023	AAA	14-Apr-23	6	3,550.00	101.25	6.16	2.92	2.74	10.44	100.56	101.94	99.86	102.65	0.75
FINANCE	KTKBANK	12.00%-11/2028	A	16-Nov-28	6	131.90	105.43	10.14	5.96	5.47	42.48	104.00	106.89	102.55	108.37	4.73
OTHER	ESSKAYFIN	10.50%-12/2099	AA	31-Dec-99	6	95.00	102.55	9.65	8.59	7.61	117.58	100.64	104.54	98.65	106.60	4.24
OTHER	FOODCORP	7.60%-1/2030	AAA	09-Jan-30	6	1,840.00	102.92	7.17	7.26	6.77	61.29	101.20	104.68	99.43	106.48	1.76
UTILITIES	UPPOWER	10.15%-1/2025	A	20-Jan-25	6	97.00	97.13	11.38	4.09	3.76	19.11	96.22	98.05	95.31	98.98	5.98
UTILITIES	UPPOWER	8.97%-2/2024	AA	15-Feb-24	6	760.00	100.98	8.95	3.40	3.33	13.04	100.15	101.83	99.30	102.68	3.54
UTILITIES	UPPOWER	8.97%-2/2025	BBB	14-Feb-25	6	832.00	100.96	9.01	4.08	4.00	19.07	99.96	101.98	98.95	103.00	3.60
FINANCE	AXISBANK	7.65%-1/2027	AAA	30-Jan-27	5	1,600.00	102.25	7.22	5.62	5.24	35.91	100.92	103.60	99.57	104.97	1.81
FINANCE	HDFCL	7.35%-2/2025	AAA	10-Feb-25	5	12,950.00	100.92	7.12	4.33	4.04	21.42	99.90	101.94	98.88	102.98	1.71
FINANCE	HDFCL	8.05%-10/2029	AAA	22-Oct-29	5	1,758.00	104.25	7.40	6.93	6.43	56.64	102.59	105.95	100.90	107.68	2.00
FINANCE	INDIANRAILFIN	7.04%-3/2026	AAA	03-Mar-26	5	427.00	107.38	5.56	4.80	4.50	27.96	106.19	108.60	104.97	109.84	0.15
FINANCE	KTKBANK	12.00%-2/2029	A	15-Feb-29	5	24.20	107.36	7.68	6.20	5.68	45.02	105.85	108.90	104.31	110.47	2.28
FINANCE	PNB	9.15%-12/2099	AA	31-Dec-99	5	74.00	101.40	8.78	8.59	7.61	117.63	99.51	103.37	97.54	105.41	3.37
FINANCE	RECLTD	8.56%-11/2028	AAA	29-Nov-28	5	44.00	107.82	7.46	6.47	6.01	48.94	106.22	109.46	104.58	111.13	2.05
FINANCE	SBIN	8.50%-12/2099	AA	31-Dec-99	5	608.00	103.31	7.62	8.59	7.61	117.62	101.38	105.31	99.38	107.39	2.21
FINANCE	TATACAPFINSERV	11.95%-6/2029	A	12-Jun-29	5	22.20	105.41	10.24	5.96	5.47	44.52	103.99	106.87	102.53	108.36	4.83
FINANCE	BAJFINANCE	7.10%-2/2023	AAA	10-Feb-23	4	6,600.00	100.09	7.06	2.78	2.59	9.41	99.44	100.74	98.79	101.40	1.65
FINANCE	DCBBANK	9.85%-11/2026	A	18-Nov-26	4	14.00	100.57	9.70	5.17	4.77	31.06	99.38	101.78	98.17	103.01	4.30
FINANCE	ECLFIN	9.45%-8/2021	AA	06-Aug-21	4	630.00	91.74	16.09	1.37	1.26	2.82	91.46	92.03	91.17	92.33	10.68
FINANCE	HDFCL	8.51%-7/2020	AAA	15-Jul-20	4	2,600.00	100.82	6.08	0.40	0.37	0.47	100.73	100.91	100.64	101.00	0.67

Weekly Fixed Income Report

Sector	Issuer	Bond	Rating	Date	Count	Value*	Price	Yield	MacDur	ModDur	Convex	25BP UP	25BP DN	50BP UP	50BP DN	Spread
FINANCE	INDIANRAILFIN	7.33%-8/2027	AAA	28-Aug-27	4	1,350.00	101.63	7.04	5.85	5.46	40.03	100.25	103.03	98.85	104.45	1.63
FINANCE	INDIANRAILFIN	8.55%-2/2029	AAA	21-Feb-29	4	1,500.00	108.68	7.20	6.69	6.21	51.57	107.01	110.39	105.31	112.13	1.79
FINANCE	INDIANRAILFIN	8.63%-3/2029	AAA	19-Mar-29	4	78.52	121.29	5.58	6.30	5.87	49.34	119.53	123.09	117.73	124.93	0.17
FINANCE	LICHSGFIN	0.00%-5/2020	AAA	18-May-20	4	6,500.00	109.95	5.61	0.24	0.24	0.29	109.89	110.02	109.82	110.08	0.20
FINANCE	LICHSGFIN	7.40%-9/2024	AAA	06-Sep-24	4	921.00	100.02	7.37	3.90	3.65	18.04	99.11	100.93	98.19	101.86	1.97
FINANCE	LICHSGFIN	7.45%-2/2023	AAA	10-Feb-23	4	2,650.00	100.85	7.12	2.77	2.58	9.32	100.20	101.50	99.55	102.16	1.71
FINANCE	LICHSGFIN	8.70%-3/2029	AAA	23-Mar-29	4	602.00	106.27	7.71	6.30	5.87	49.32	104.73	107.85	103.15	109.46	2.30
FINANCE	NABARD	8.24%-3/2029	AAA	22-Mar-29	4	4,900.00	107.68	7.20	6.38	5.96	50.36	106.09	109.30	104.47	110.96	1.79
FINANCE	NABARD	8.60%-1/2022	AAA	31-Jan-22	4	1,417.00	104.29	6.18	1.86	1.72	4.62	103.85	104.74	103.40	105.20	0.77
FINANCE	RECLTD	8.83%-1/2022	AAA	21-Jan-22	4	2,000.00	104.08	6.48	1.83	1.69	4.49	103.65	104.53	103.20	104.97	1.07
FINANCE	SBIN	8.75%-8/2024	AAA	30-Aug-24	4	62.00	103.24	7.84	3.80	3.52	17.11	102.34	104.15	101.42	105.08	2.44
FINANCE	SUNDARMFN	8.37%-1/2030	AAA	29-Jan-30	4	43.00	101.47	8.14	7.16	6.65	59.70	99.81	103.18	98.10	104.92	2.73
OTHER	HUDC	8.37%-3/2029	AAA	25-Mar-29	4	1,100.00	108.76	7.17	6.36	5.94	50.14	107.16	110.39	105.53	112.06	1.76
OTHER	HUDC	8.56%-9/2028	AA	02-Sep-28	4	57.00	119.64	5.59	6.24	5.80	46.29	117.92	121.39	116.17	123.18	0.18
OTHER	INDINFRADEBT	8.60%-12/2024	AAA	30-Dec-24	4	360.00	101.43	8.29	4.14	3.83	19.66	100.47	102.41	99.49	103.40	2.88
OTHER	NHAIL	7.98%-12/2049	AAA	23-Dec-49	4	1,500.00	107.05	7.38	11.14	10.21	182.49	104.38	109.84	101.58	112.76	1.97
UTILITIES	UPPOWER	10.15%-1/2026	A	20-Jan-26	4	12.00	96.00	11.59	4.72	4.34	25.40	94.97	97.05	93.92	98.11	6.18
UTILITIES	UPPOWER	9.75%-10/2023	A	20-Oct-23	4	14.00	96.02	11.68	3.17	2.92	11.97	95.32	96.72	94.62	97.43	6.27
UTILITIES	UPPOWER	9.75%-10/2025	A	20-Oct-25	4	36.00	95.50	11.34	4.51	4.16	23.72	94.51	96.50	93.51	97.51	5.93
ENERGY	RELIANCE	7.07%-12/2020	A	24-Dec-20	3	1,350.00	100.89	5.88	0.84	0.79	1.35	100.70	101.09	100.50	101.29	0.47
FINANCE	ANDHRABANK	10.99%-12/2099	AA	31-Dec-99	3	20.00	103.44	8.31	8.59	7.61	117.57	101.51	105.44	99.50	107.52	2.90
FINANCE	ARGFL	8.95%-6/2029	AAA	06-Jun-29	3	666.00	104.60	8.20	6.40	5.93	50.11	103.07	106.17	101.50	107.77	2.80
FINANCE	HDFCL	6.77%-6/2021	AAA	28-Jun-21	3	9,000.00	100.38	6.49	1.33	1.24	2.73	100.07	100.69	99.76	101.01	1.09
FINANCE	HDFCL	7.21%-12/2022	AAA	30-Dec-22	3	2,250.00	100.69	6.92	2.66	2.49	8.76	100.07	101.32	99.44	101.95	1.51
FINANCE	HDFCL	8.70%-12/2020	AAA	15-Dec-20	3	3,500.00	101.80	6.30	0.81	0.75	1.26	101.61	101.99	101.42	102.18	0.89

(* Figures In INR Million) | Date = Maturity Date | Price = Wt. Avg Price | Yield = Wt. Avg Yield | MacDur = Wt. Avg MacDur | ModDur = Wt. Avg ModDur | Convex = Wt. Avg Convexity | Count = No. of Trades



CGS-CIMB Securities (India) Pvt. Ltd.
603, Platina, Bandra-Kurla Complex,
Mumbai- 400051, INDIA
W: www.CGS-CIMB.com



I-Peritus Solutions & Services Private Limited
311 Woodrow, Veera Desai Road, Andheri (West),
MUMBAI 400053, INDIA
W: www.IPERITUS.com

Powered By **Pixstox**

Copyright & Disclaimer :

Copyright © 2006-2020, IPeritus | PIXSTOX

All rights reserved by I-Peritus Solutions & Services Private Limited. No part of this work may be reproduced in any form or by any means - graphic, electronic, or mechanical - including photocopying, recording, taping, or storage in an information retrieval system, without the prior written permission of the copyright owner.

I-Peritus Solutions & Services Private Limited (IPeritus) & PIXSTOX Research Systems Private Limited (PIXSTOX) are not Registered Investments, Advisors, Brokers/Dealers, Financial Analysts, Financial Bank, Securities Brokers or Financial Planners. CGS-CIMB Securities (India) Private Limited (CGS-CIMB) are Securities Brokers in India. The Information in this Report is provided for information purposes only. CGS-CIMB, IPeritus & PIXSTOX would like to remind you that the data contained in this website/report is not necessarily real-time nor accurate. Not all data for bonds, interest rates, yield curves, stocks, indexes, commodity prices and Forex prices are provided by exchanges but collected from public sources on the internet and some are calculated by the software. This data may not be accurate and may differ from the actual market data including pricing, meaning such data are indicative and not appropriate for investment purposes. The Information is not intended to be and does not constitute financial advice or any other advice, is general in nature and not specific to you. Before using this information to make an investment decision, you should seek the advice of a qualified and registered securities professional and undertake your own due diligence. None of the information on our Site/Report is intended as investment advice, as an offer or solicitation of an offer to buy or sell, or as a recommendation, endorsement, or sponsorship of any security, Company, or fund. CGS-CIMB, IPeritus & PIXSTOX are not responsible for any investment decision made by you. You are responsible for your own investment research and investment decisions. Therefore CGS-CIMB, IPeritus & PIXSTOX do not bear any responsibility for any losses you might incur as a result of using this data.